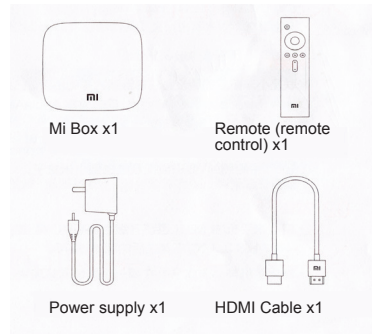
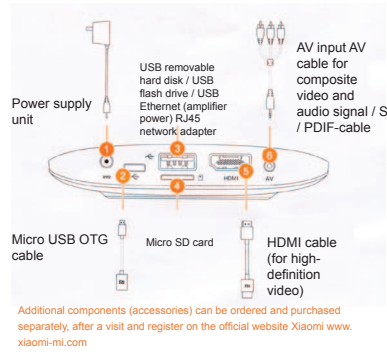



1. Product Overview




2. Connection Ports



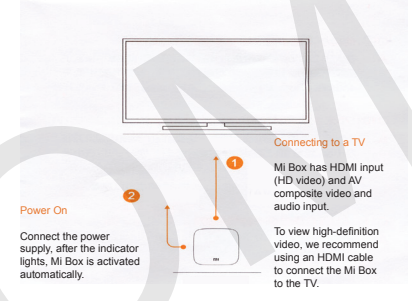
3. Overview of Mi Box components



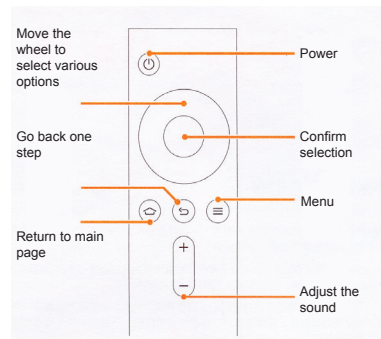
4. Overview of Mi Box components



5. Standard Installation



6. Using the remote control



7. Using the remote control

Home: a rapid return to the main page

Menu: demonstration of the interface and various functions

For example: on the main interface page, enter in the search that you want to view, and displays a selection of these videos; there are large selection of other videos on the home screen.

Move selection and different options: focus control (up, down, left, right).

While viewing, press Right, Left allow forward or rewind the file back.

Confirm selection: while watching the video lets stop him pause.

Return: Return one step back

NEW!

There is a mobile version of the Mi remote control!

Leave the last trouble with the remote control, you can now remotely controls Mi Box via a mobile app!

Open the Mi Store, locate and install on your mobile phone «Remote Control» application.

And you'll be pleasantly surprised!



Mi Box

www.Xiaomi-Mi.com